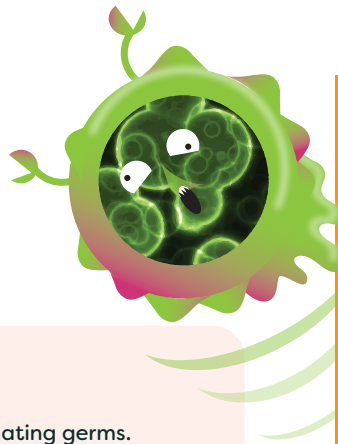


DISAPPEARING GERMS



LEARNING OUTCOME

Creative – This activity gets children to think about the idea of eliminating germs. Having these pop up characters allows children to see germs as characters and using gamification allows them to get rid of them. In turn, this will encourage children to get rid of germs that are on their hands.

DURATION (20 MINUTES) - INSTRUCTIONS

Step 1. Give a brief introduction to germs and how they are 'bad'. Describe the three hand washing steps. For example how soap is used to make the germs slide off, how water washes them away.

Step 2. Hand out the character templates.

Step 4. Fill in the blanks soap bubbles and water droplets with a blue pen or pencil to make the germ disappear!

Resources: Pop character template (next page), Scissors, Pencil Crayons

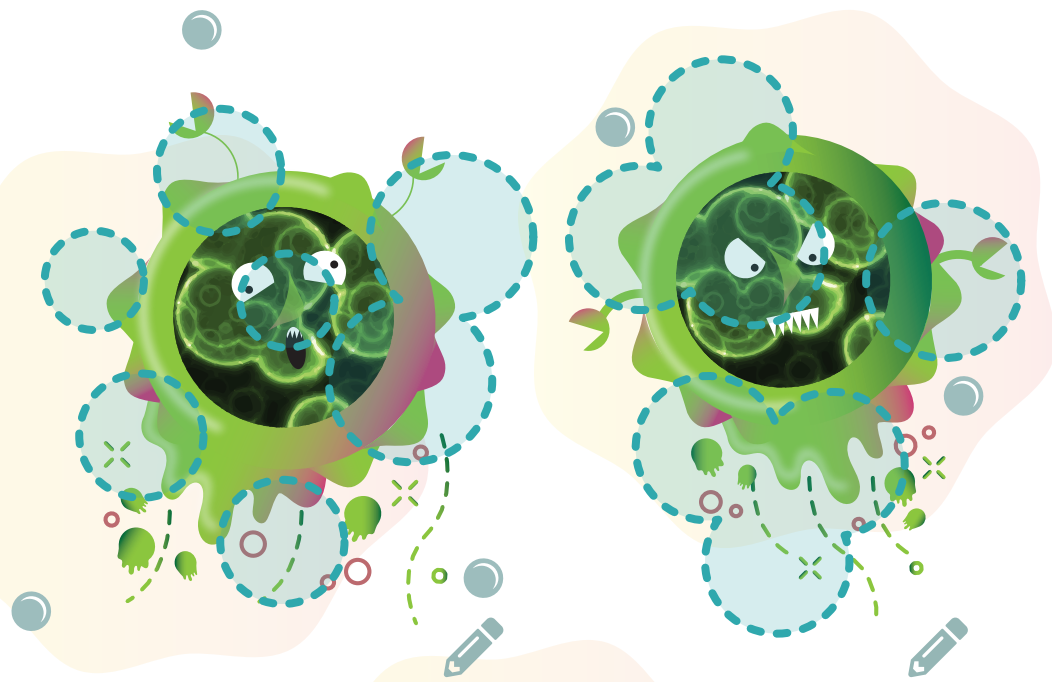
GET
CREATIVE!

PERFECT
FOR KS1



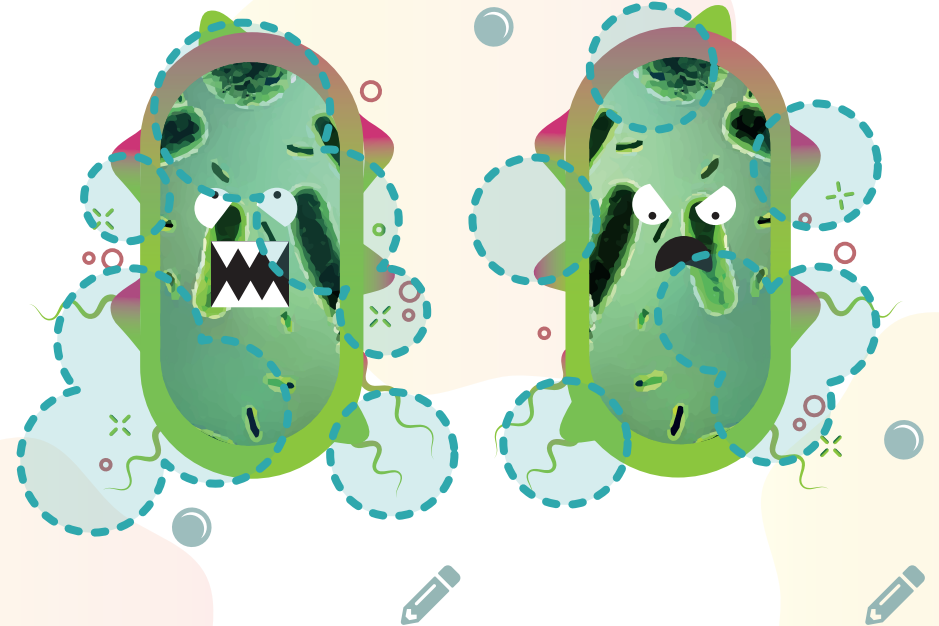
VERBAL INSTRUCTIONS

Teacher - Here we have our germ characters. **How will we get rid of them today?**
Today we will use the idea of water. I want you to draw water on this germ to make it 'disappear'. Think about what water looks like.



Germ name

Germ name



Germ name

Germ name